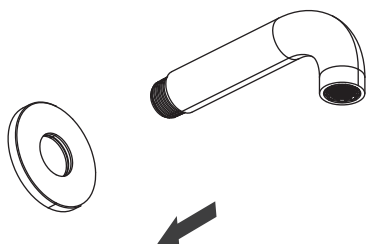
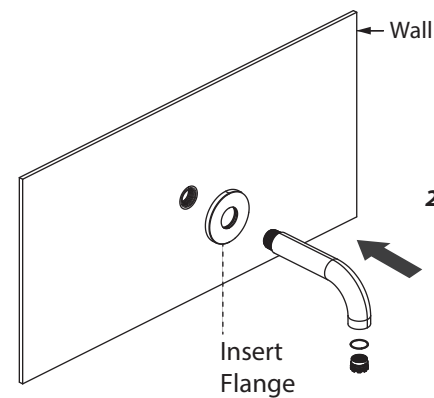


100.2302- Short Tub Spout With Holder Installation Installation Manual

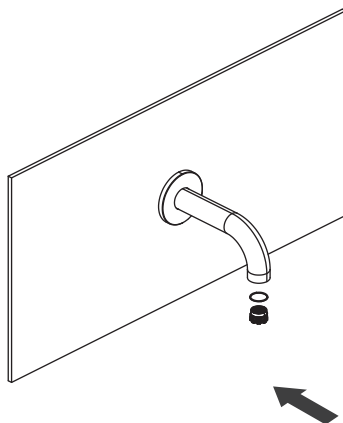
- 1. Remove**
100.2302
Spout assembly
NPT 1/2" with Male
thread from Trim.



- 2. Tighten**
Spout Assembly
with flange
on wall



- 3. Once Spout assembly**
[NPT 1/2"] is secured into
the wall slide on trim
and tighten Aerator



- 4. Spout assembly**
fixed on wall

