


Installation Manual - TVH.E137

Extension Kit

Use With Trims Ending in *4511 *4371



BEFORE YOU BEGIN

- You must observe all local plumbing laws and codes.
- Do not install this valve if it does not meet local plumbing codes.
- Shut off the main water supply.


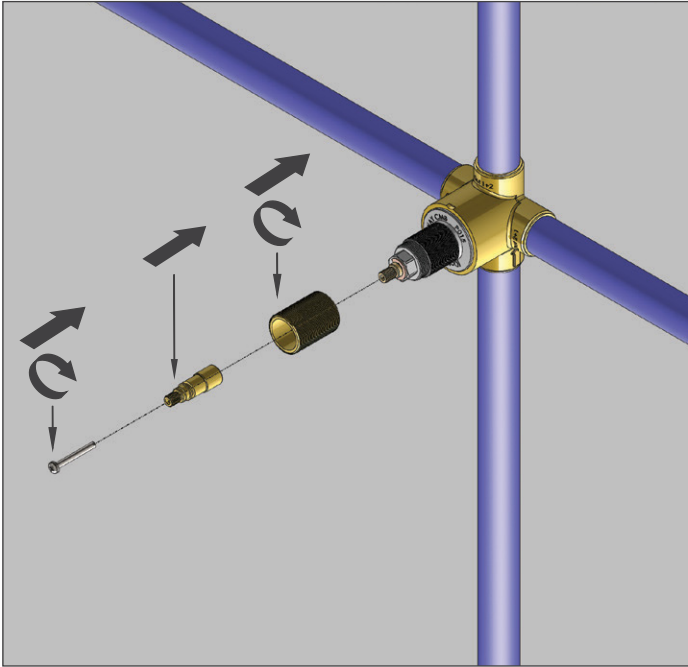
TABLE OF CONTENTS

- Installing The Extension Kit 1

NOTICE TO HOMEOWNER

- We recommend that this product is installed by a qualified professional plumber.
- Please check this product immediately to ensure that it has not been damaged and is complete. Before installation, please make sure this product is the correct model and you have all the parts required for installation and use.
- Please flush the water system to ensure that no metal swarf, solder, and other impurities can enter the product.
- Turn off water supply before commencing work.
- Please read these instructions carefully and retain for future reference.

INSTALLING EXTENSIONS TO THE VALVE - OPTIONAL



Install extension kit - 3 Pieces as shown above