

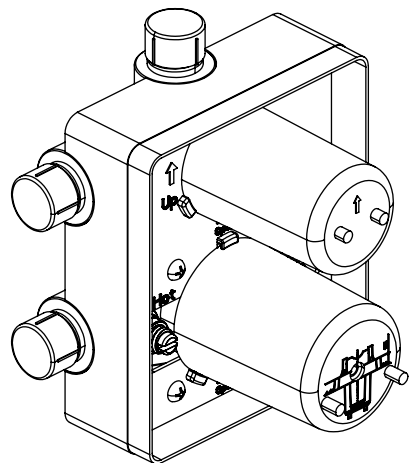
PBV.2105 | Pressure Balance Valve With Integrated 3-Way Diverter Page 1 of 2

SPECIFICATIONS:

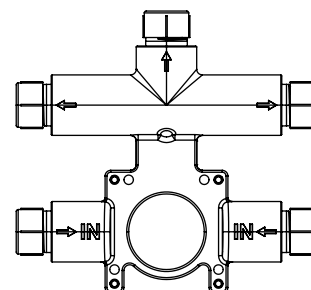
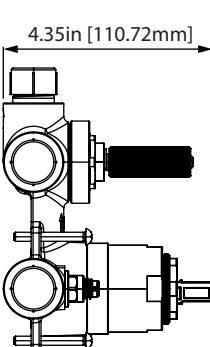
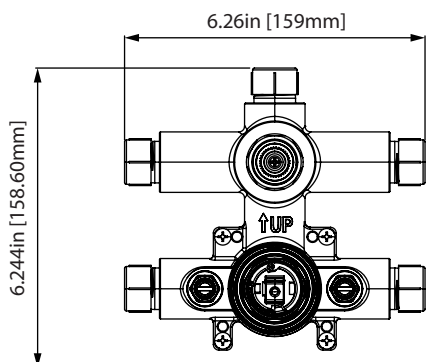
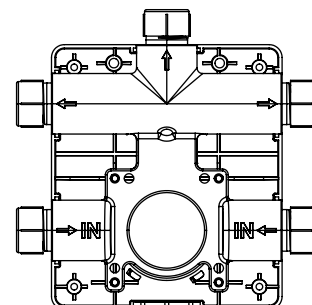
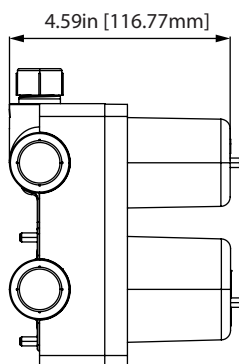
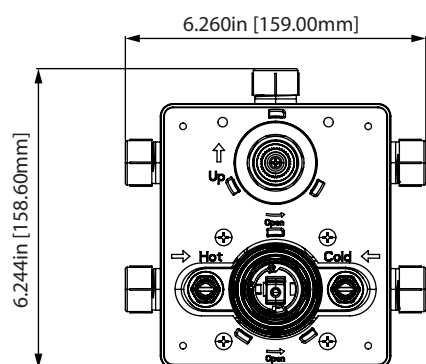
- Lift Handle to control volume. Turn left for hot, right for cold.
- Knob controls 3-way water diversion - shared output.
- Pressure Balance Valve Flow Rate - 5.5 GPM @ 60 PSI
- Extension Available - PBV.2100E**

STANDARDS:

- ASME A112.18.1 / CSA B125.1



Technical Diagram



PBV.2105 | Pressure Balance Valve With Integrated 3-Way Diverter Page 2 of 2

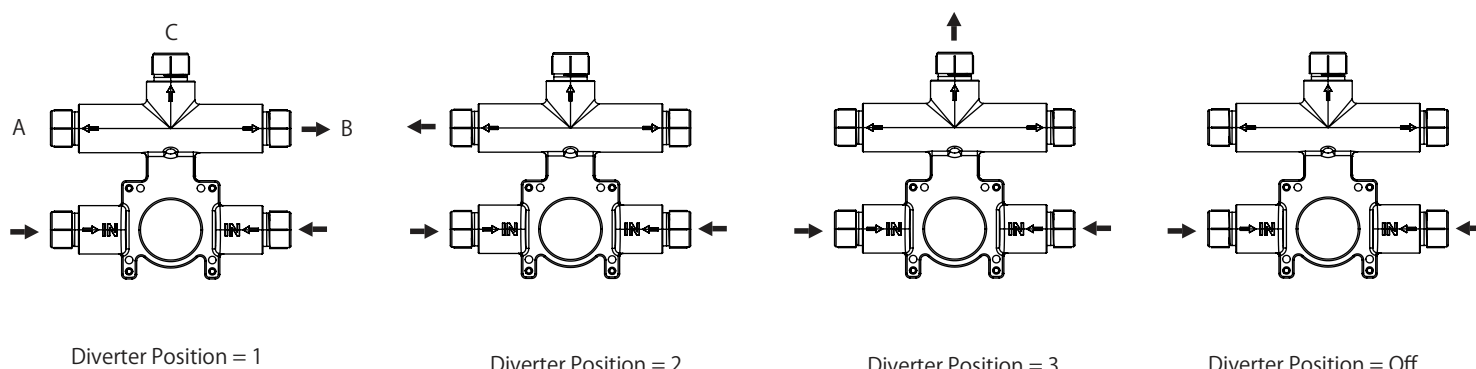
Water Diversion Diagram

THREE OUTPUT - CAL-GREEN - NO SHARED PORT OPERATION

Diverter Cartridge # - **PBV2105** (Included)

Total 6 Positions as defined below, with **only** 1 port active at one time.

- Position 0 - Off - No Water Flow
- Position 1 - Output B Activated
- Position 2 - Off - No Water Flow
- Position 3 - Output A Activated
- Position 4 - Off - No Water Flow
- Position 5 - Output C Activated



Shared Flow is Low Transition Flow